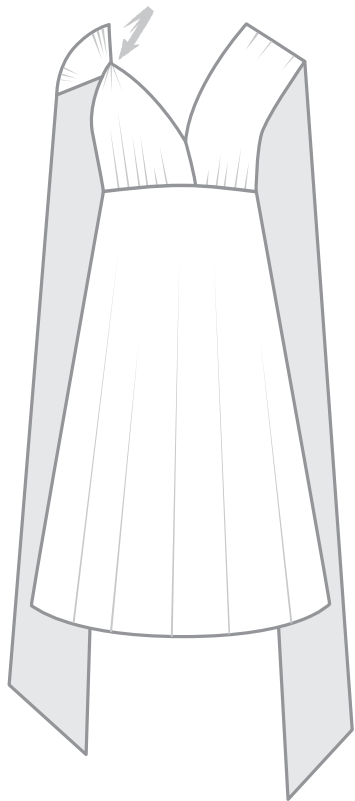


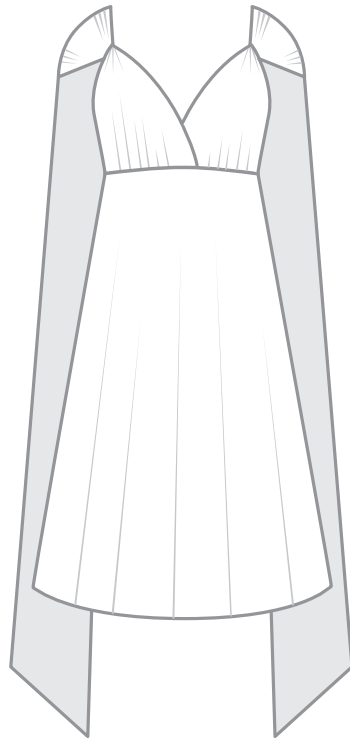
# Twist wrap

BRIDESMAID DRESSES


HOW-TO : cap sleeve



1. place straps over shoulders and twist each strap just below front shoulder



2. adjust sleeve width as desired



3. cross and twist straps in back and bring straps to front



4. bring straps around to back and tie in a bow or knot

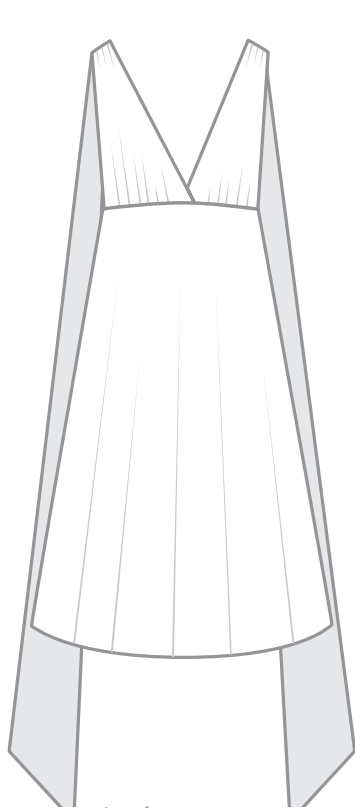


5. adjust ties at waist to desired width

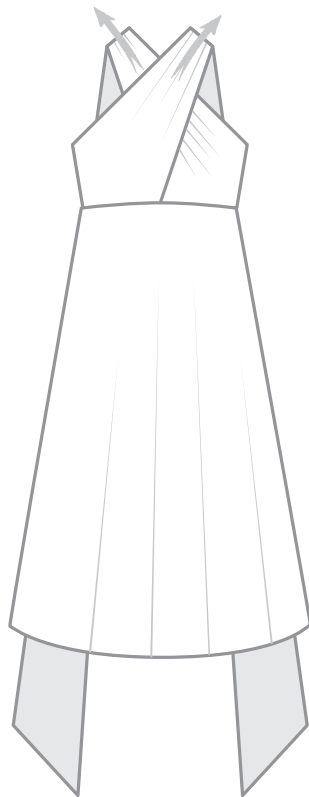
# Twist wrap

BRIDESMAID DRESSES


HOW-TO : halter



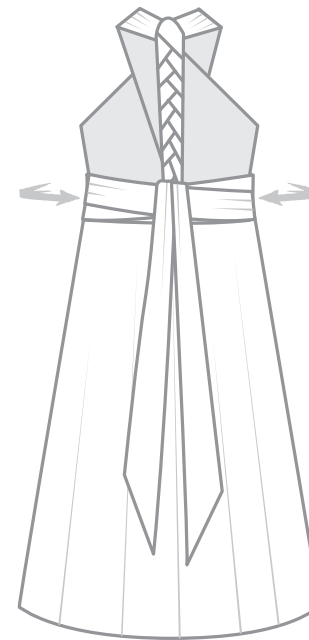
1. place straps over shoulders



2. place right strap over left shoulder and left strap over right shoulder



3. at back neck twist straps together down center back to waist and bring straps around front



4. bring straps around again to back and tie in a bow or knot



5. adjust front panels and ties at waist to desired width

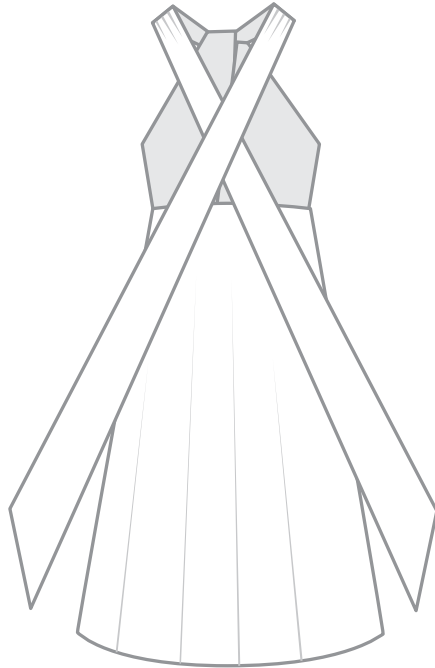
# Twist wrap

BRIDESMAID DRESSES

HOW-TO : twist-front halter




1. twist straps in front and place over shoulders



2. cross straps in back



3. twist straps in back and wrap around to front



4. bring straps around to back and tie in a bow or knot

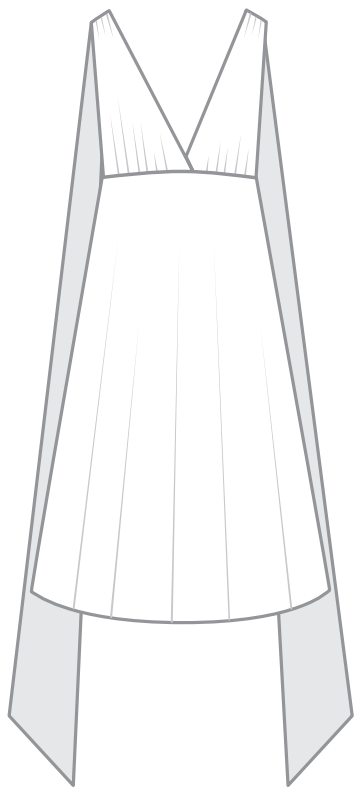


5. adjust shoulders, front panels and ties at waist to desired width

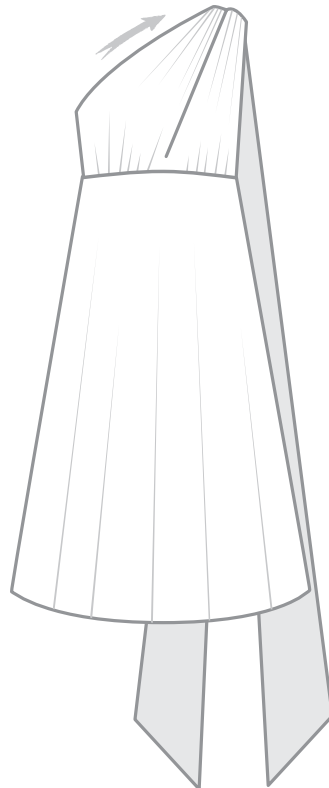
# Twist wrap

BRIDESMAID DRESSES

HOW-TO : one shoulder



1. place straps over shoulders



2. place right strap over left shoulder



3. twist straps together at back left shoulder down side back



4. bring straps around front

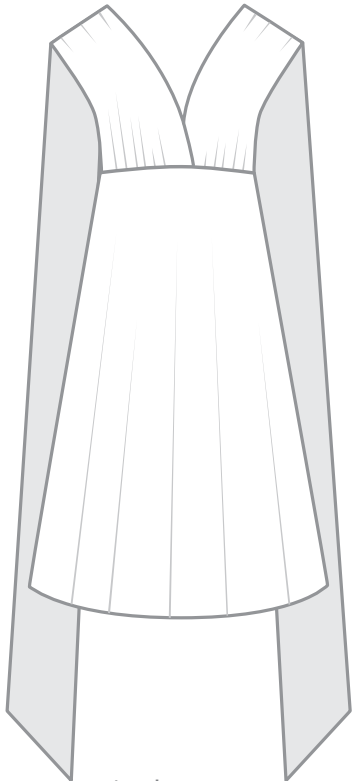


5. tie at front or back and adjust to desired width

# Twist wrap

BRIDESMAID DRESSES


HOW-TO : sleeves



1. place straps over shoulders



2. cross straps in back and wrap around to front



3. continue to wrap straps around back again



4. bring straps to front once more

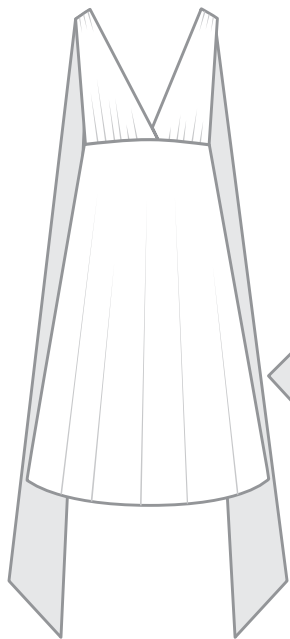


5. tie straps in bow or knot and adjust panels to desired width

# Twist wrap

BRIDESMAID DRESSES

HOW-TO : strapless



1. place straps over shoulders



2. place right strap over left bust and wrap around back



3. place left strap over right bust and wrap around back



4. at back cross straps and wrap around to front



5. bring straps around to back once more and tie in a bow or knot



6. tuck front panels in strapless bra and adjust at waist to desired width